

# TegakARi: Augmenting Creative Drawing With Audio and Visual Cues

DHRUV IYER, The University of Tokyo, Japan

ALARITH UHDE, The University of Tokyo, Japan

KASPER KARLGREN, Stockholm University, Sweden

HIDEAKI KUZUOKA, The University of Tokyo, Japan

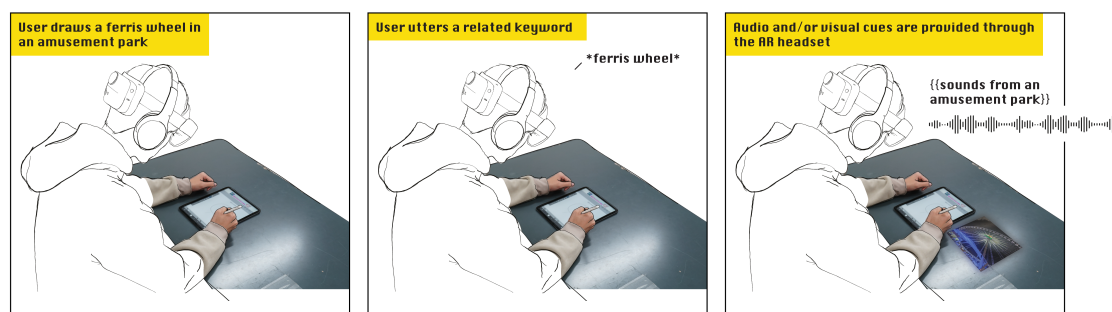


Fig. 1. TegakARi is an Augmented Reality Creativity Support System for expert drawers. As depicted here, users can utter a keyword related to their drawing, and TegakARi will provide them with related visual and/or audio cues. The interaction works hands-free, through voice inputs, and cues do not obstruct the drawing space. The photographic part of the figure represents what participants would see through their glasses, including the workspace and projected visual cues.

Creativity Support Systems for expert users usually focus on idea implementation, assuming that experts only need to materialize their idea, while support of idea exploration is relatively understudied. Recognizing potential in this area, we developed TegakARi—an Augmented Reality system that provides peripheral cues (visual and audio) to support experts’ idea exploration. In a pilot and an evaluation study ( $n = 6 + 18$ ), we found positive effects of unimodal support (audio or visual cues only) on external creativity ratings, but no effect of multimodal support. In addition, participants rated TegakARi’s creativity support as generally comparable to other Creativity Support Systems, with above-average potential for collaboration. Qualitative findings indicate that audio cues tend to induce creative mood and inspire experts to enrich their drawings. Visual cues tend to support “getting the details right”. We close with four design sketches to illustrate how our findings can inform future design of Creativity Support Systems.

CCS Concepts: • **Human-centered computing** → *Empirical studies in HCI*; **Graphics input devices**; **Empirical studies in interaction design**; **Interactive systems and tools**.

Additional Key Words and Phrases: Creativity Support Tools, Creativity Support Systems, Augmented Reality, Drawing, Divergent Thinking, Multimodal, Expert Users

Permission to make digital or hard copies of all or part of this work for personal or classroom use is granted without fee provided that copies are not made or distributed for profit or commercial advantage and that copies bear this notice and the full citation on the first page. Copyrights for components of this work owned by others than the author(s) must be honored. Abstracting with credit is permitted. To copy otherwise, or republish, to post on servers or to redistribute to lists, requires prior specific permission and/or a fee. Request permissions from [permissions@acm.org](mailto:permissions@acm.org).

© 2018 Copyright held by the owner/author(s). Publication rights licensed to ACM.

Manuscript submitted to ACM

**ACM Reference Format:**

Dhruv Iyer, Alarith Uhde, Kasper Karlgren, and Hideaki Kuzuoka. 2018. TegakARi: Augmenting Creative Drawing With Audio and Visual Cues. In *Woodstock '18: ACM Symposium on Neural Gaze Detection, June 03–05, 2018, Woodstock, NY*. ACM, New York, NY, USA, 23 pages. <https://doi.org/XXXXXXXX.XXXXXXX>

**1 INTRODUCTION**

Over the past months, tools such as Dall-E, Midjourney, and Stable Diffusion raised renewed concerns about the future of art. Media attention on “AI” winning a prestigious art competition [62] and a generative model “finishing” Beethoven’s 10th symphony [20] raised reflection on the value of artistic practice and human creativity, in times where novel tools increasingly compete with artists in artistic media production. Such headlines that highlight the aesthetic quality of automatically generated products seem to reduce art to such outcomes—and further, overlook the key opportunities of how AI systems might support human creativity, rather than replace it.

This paper focuses on such artistic practice, human creativity, and how technology can support it. Instead of optimizing the outcomes alone, and replacing artists with algorithms, we focus on how technology can instead be used to support the artist in their creative practice. Hence, our project aims to support artists and experienced drawers in developing and exploring creative ideas and assist them in their self-expression. We approach this with a Creativity Support System (CSS) called TegakARi, which is drawn from the Japanese word *tegakari*—meaning clue or handhold. TegakARi, tailored to experienced drawers, is based on a simple verbal interaction—users can pull inspirational imagery and sounds by uttering conceptual keywords. We explored the use of TegakARi in a drawing study, in which we looked at how well the system supports creative drawing practices and how users experience such creativity support.

Taken together, we make the following three contributions. First, we introduce TegakARi, a hands-off Augmented Reality (AR) CSS for experienced drawers. Specifically, TegakARi uses audio and visual cues relating to what users draw in real time. Second, we report a pilot exploration and an evaluation study about how the different cue modalities help spark creative ideas, and how experienced drawers appropriate such cues during their creative drawing practice. Finally, we reflect on TegakARi and our findings using four concrete design sketches, which map a design space for future implementations.

**2 RELATED WORK**

The design of TegakARi draws from previous research on creativity support, more specifically cue-based assistance, and from work on creativity support using Extended Reality (XR) solutions. We summarize the key literature in this section.

**2.1 Creativity Support Systems for Varying Expertise Levels**

Creativity Support Systems (CSS) provide a wide range of support for different target users, from ideation and exploration of ideas to implementation [25]. Broadly speaking, we can differentiate between systems targeted at novice users [1, 13, 22, 45], experts [19, 30, 34, 75], and for non-specific or mixed audiences [18].

The type of support these systems offer tends to differ between these user groups. Systems geared towards novices often support basic steps to explore the tool and artistic space, and they help users produce first artifacts [13, 22, 24, 45]. An example is “Creative PenPal” [60], a co-creative “AI” tool to support sketching. Creative PenPal is a screen-based system with a conversational “AI” agent and two canvases, one for drawing and the other for the “AI” to present sketch inspirations. When the user draws something on their canvas, the “AI” generates a conceptually related drawing on the other canvas. Users can adopt these to develop new design ideas, which could be a helpful jumpstart for people

with little day-to-day experience with drawing. Another example is Living Paper [16], an Augmented Reality (AR) based system that combines physical hand-drawn animations with programmable LED lights in a book format to help children create interactive storytelling experiences. It supports idea exploration for narratives that the children author by themselves. This blends together digital and tangible elements. Such exploratory support, as in Creative PenPal and Living Paper, facilitates the creative process to make it easily accessible for novices by defining a clear (restricted) space to work in.

Support systems for experts take advantage of their substantial domain knowledge and experience with their tools. Thus, they tend to focus less on exploration, and more on realizing already existing ideas (e.g., [25, 34, 44, 75]). In other words, they focus on the implementation stage. An example expert tool is CASSIE, a modeling system in Virtual Reality (VR) that supports freehand mid-air sketching to create 3D drawings. Users can create freehand 3D sketches in VR/AR, which are corrected with automatic stroke neatening of the freehand curves [77]. This is helpful for designers to express their existing ideas in a more aesthetic form. Another expert-oriented system is “SPARK”, a Spatial Augmented Reality (SAR) based CSS for packaging design. SPARK helps visualize, track, and interact with virtual packaging models to help users implement interactive mixed prototypes [9]. Again, this is primarily geared at supporting the implementation and testing of sophisticated prototypes.

Recognizing exploration support for expert users as an area which is relatively understudied and with potential for further examination, we set upon looking into how to improve support for idea exploration by experts.

## 2.2 Cue-based Assistance and its Challenges for Expert Users

Assistance tools for creative exploration typically work with sensory cues, such as images [41, 68], sound [54, 81], or smells [31, 32]. They present such cues to the user to increase the chances of sparking new ideas through new associations [69, 78]. This approach integrates well with realistic creative practices, where ideation (e.g., selection of cues) and implementation (e.g., drawing) work as interdependent, continuous processes [2]. Cues can be selected automatically and flexibly, and they may direct users’ attention in previously overlooked directions. For example, the Creative PenPal system described above does this through its virtual “AI” assistant [60].

However, cue-based assistance can also have problematic effects on creativity, which could affect expert users more strongly. For example, the selection of cues should be appropriate for what the users need. Expert users in particular may need more carefully and flexibly selected cues that align with their more elaborate creative process. They may need appropriate semantic granularity (e.g., differentiation between “food”, “fruit”, and “apple” as increasingly specific categories) and CSS should be able to flexibly support this.

In addition, cues take up space in the user interface. They can distract or even block valuable space (in visual tasks like drawing), which could otherwise be used for the creative task itself [29]. Expert users tend to tailor their user interface to their needs, so new or purposefully unexpected elements can become more obtrusive in such individualized setups [8, 42, 76]. Relatedly, the choice of cue modality plays an important role. One solution for the space issues would be to present cues through a different modality than the task itself, such as auditory (i.e., audio) or olfactory (i.e., smell) cues for visual tasks (e.g., drawing). However, modality may alter the cue’s effect on the user, and the cues may represent different things. For example, audio elements are often used to create certain atmospheres and senses of space [5, 23, 53], but other concepts could benefit from visual presentation (e.g., maps). Some other modalities, such as smell, may require uncommon technical infrastructure. Thus, selecting appropriate sensory support for expert users remains a challenge.

157 Taken together, sensory cues are a common method to support creative exploration and divergent thinking. However,  
158 for expert users in particular, integrating such cues in a user interface without disturbing their established creative  
159 process can be challenging, because the cues need to align with their current stage of the creative process, avoid  
160 disturbing their creative practice, and meaningfully represent useful ideas with an appropriate modality. At present,  
161 these challenges have not been addressed comprehensively. In the next section, we argue why we think Augmented  
162 Reality (AR) systems can be a way to address some of these challenges.

### 165 2.3 Augmented Reality in Creativity Support for Advanced Users

166 Current Augmented Reality (AR) systems can address multiple problems with cue-based assistance for expert users.  
167 These include their flexibility of modalities, a solution for cluttered/individualized user interfaces (UIs), and interaction  
168 design that minimizes interference with creative practices. In current systems, audio (e.g., [49]) and visual (e.g., [16])  
169 AR are most common, although other senses are also occasionally addressed (e.g., smell; [32]).

170 AR interfaces can also circumvent the problem of cluttered UIs. They can overlay traditional UIs and extend beyond  
171 them, thus not interfering with experts' existing setups. These existing setups may well include non-digital components  
172 that are otherwise difficult to incorporate. XR interfaces also allow for flexible forms of interaction, including hands-free  
173 methods [10, 61] such as voice interaction. All of this can help users engage in their personalized creative practice,  
174 while limiting distraction.

175 AR has already been explored as a mode of developing CSS (e.g., [14, 56, 59]). However, as it stands, these systems  
176 mostly address novice users (as with Living Paper described above) or do not focus on assistance in creative exploration  
177 for expert users. Nevertheless, as the examples above indicate, AR offers a range of advantages, particularly for expert  
178 users, that are worth exploring.

### 184 2.4 Summary and Outlook

185 The previous work on CSS offers a range of different solutions for specific needs of novices and experts. One area that  
186 tends to be overlooked however is exploration support for expert users. Cue-based support seems especially suitable  
187 for this, despite its challenges in terms of cue and modality selection, integration with UIs, and interference with the  
188 creative practice. One promising way to address these challenges is XR.

189 We took this opportunity as the starting point for designing an XR-enhanced, expert-oriented CSS we call TegakARi.  
190 TegakARi focuses on exploratory drawing support and targets experienced drawers, including ambitious hobbyists but  
191 also professionals. It is built around simple verbal interactions and can display multimodal (audio/visual) cues that  
192 semantically relate to the drawing in real-time.

## 196 3 DESIGNING THE TEGAKARI SYSTEM

197 To design TegakARi, we began with a pilot exploration, which informed the development and final shape of the system.  
198 Here, we first present the pilot, followed by a technical description of the implementation of TegakARi.

### 201 3.1 Pilot Exploration

202 The pilot exploration served to explore various design aspects but with a focus on comparing two different approaches  
203 to cue generation. Specifically, we were interested in whether conceptually closely related, and thus highly relevant  
204 cues would be more useful, or whether more distantly related cues that might induce more novel ideas would provide  
205 better support. Thus, the main goals of the pilot exploration were to a) get a better understanding of which types of  
206

209 audio, visual, and multimodal cues experts find useful while engaging in a drawing task, and b) to collect early feedback  
210 on the overall design and expected usefulness of such an AR Creativity Support System, from the perspective of expert  
211 users (here: experienced drawers).  
212

213 *3.1.1 Setting.* We invited 6 university students (4 female, 2 male; age 19-22 ( $M = 20.0$ )) to our lab via snowball sampling.  
214 All participants were experienced drawers and members of drawing clubs at their universities. The pilot lasted around  
215 105 minutes for each participant, and they were compensated with a 3000 Yen Amazon gift card.  
216

217 We implemented the CSS using the Microsoft HoloLens 2 (beta), a mobile holographic head-mounted display for AR  
218 applications. We developed the program using Unity with the Mixed Reality Toolkit (MRTK). Participants worked on a  
219 drawing task loosely based on Clark's Drawing Ability Test [15]. This test consists of 4 drawing tasks and measures  
220 ability and potential talent in the visual arts among students. We asked participants to draw either "an interesting house  
221 from across the street" or "a dog of your liking" (3 participants each). Each participant drew under nine conditions in  
222 counterbalanced order, each for 10 minutes. The conditions varied by presented cue type (closely related, distantly  
223 related, none) for both audio and visual cues (thus, a 3x3 variation). The visual cues were obtained using Google Image  
224 Search <sup>1</sup>, while audio cues were obtained from ESC-50<sup>2</sup>, an open-source environmental sound dataset. We prepared the  
225 cues beforehand: for closely related cues, we used "house" and "dog" (based on the drawing task) as search queries. For  
226 distantly related cues, we constructed a word2vec model learning on the Glove 6B dataset, and used "house" and "dog"  
227 as keywords with a similarity distance of 0.25 – 0.35, which then served as search queries. We presented these cues at  
228 intervals of 2 minutes, 5 times throughout the drawing process. We presented the visual cues at eye level, at a distance  
229 of 5m from the headset, while audio cues were played at a default volume of 40 through the HoloLens speakers. For  
230 drawing, participants used an Apple iPad Pro <sup>3</sup> using the Apple Pencil <sup>4</sup> and the "ibisPaint" drawing app <sup>5</sup>. After they  
231 finished, we conducted brief follow-up interviews to learn about their experience with the system.  
232  
233  
234  
235

236 *3.1.2 Takeaways from the Pilot Exploration.* The qualitative interview data indicated that, overall, participants favored  
237 closely related over distantly related cues. Some found unrelated cues disturbing during their creative practice. For  
238 example, one participant from the "house group" said: "*When there was a mismatch between my interpretation of visual  
239 and audio cues, I felt very uncomfortable and felt that it affected my creative work more*". Another participant from the  
240 same group said: "*Sometimes, when I could not think of anything to draw, I got inspiration from the image or audio. When  
241 there was a mismatch between the image and audio, it was confusing*". This seems to be in line with results from previous  
242 work by Chan et al. and Fu et al. that more creative and higher quality ideas are more often likely to emerge from  
243 drawing on nearby sources or stimuli rather than farther sources or stimuli [11, 26]. Based on this, we decided to  
244 proceed with semantically closely related cues.  
245  
246  
247

248 In addition, we found that the experimental design with extensive drawing about the same topic caused some  
249 difficulties. Two participants expressed that, "*it's hard to do it on the same subject...*" and "*it's hard to draw several times  
250 on the same subject.*" Thus, we decided to provide more flexible instructions in the final evaluation study.  
251

252 Based on the pilot exploration, we refined our system in terms of cue presentation and drawing task selection. In  
253 sum, we defined three design goals for the final setup:  
254  
255

256 <sup>1</sup><https://images.google.com/>

257 <sup>2</sup><https://github.com/karolpiczak/ESC-50>

258 <sup>3</sup><https://www.apple.com/ipad-pro/>

259 <sup>4</sup><https://www.apple.com/apple-pencil/>

260 <sup>5</sup><https://ibispaint.com/product.jsp>

- 261 (1) The cues presented by the system do not obstruct the creative process of the user. Specifically, audio cues are
- 262 played at a non-disturbing volume and are adjustable, and visual cues do not obstruct the drawing task.
- 263 (2) The cues presented by the system closely relate to the drawing intent of the user. This was meant to minimize
- 264 confusion as found in the pilot exploration.
- 265 (3) The system allows for hands-free interaction to minimize interference with experts' habitual drawing practices.
- 266
- 267

### 268 3.2 Final Technical Setup

269  
 270 3.2.1 *System Configuration.* We used a similar overall setup as in the pilot exploration, with the Microsoft Hololens 2  
 271 to present auxiliary multimodal cues (visual and audio) as participants performed a drawing task (see Figure 2 for a  
 272 technical overview). We decided to implement cue selection through a Speech-to-Text interface, to make sure the cues  
 273 relate to the users' current drawing process. On the one hand, this flexible interface helped solve the semantic relation  
 274 problem (i.e., appropriate granularity). On the other, it could be operated in real-time and hands-free, which facilitated  
 275 quick interactions.  
 276

277 On the software side, the final system consisted of two main programs running concurrently: A Unity XR program  
 278 to display the cues, and a Python program to provide the Speech-to-Text interface and retrieve the audio and visual  
 279 cues from online databases.  
 280

281 We used the MRTK in Unity 2022.f1 to script the program on a 5N-CML Mouse Laptop, which had an 8GB×2 dual-  
 282 channel memory and NVIDIA GeForce RTX™ 2060 graphics card, to implement the XR program. For the Speech-to-Text  
 283 interface, we used the Google Cloud Speech-to-Text API<sup>6</sup>. For the visual cue repository, we used the Google Images  
 284 API<sup>7</sup>. For the audio cue repository, we used the Youtube Data API<sup>8</sup>.  
 285

286  
 287 <sup>6</sup><https://cloud.google.com/speech-to-text>

288 <sup>7</sup><https://pypi.org/project/Google-Images-Search/>

289 <sup>8</sup><https://developers.google.com/youtube/v3>

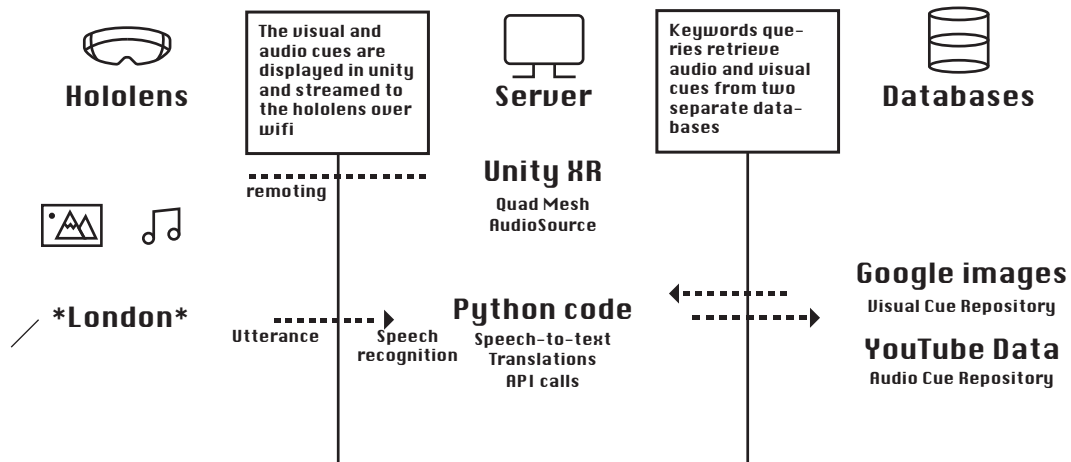


Fig. 2. Diagram of the system architecture and program workflows.

313 3.2.2 *Envisioned Flow of Interaction and Adaptations for the Evaluation.* The envisioned system provides audio and  
314 visual cues through a hands-free voice interface. Users can utter what they are drawing or thinking of drawing at any  
315 time. The Speech-to-Text interface picks up these utterances and uses them as keywords to query cues from the two  
316 repositories. For both audio and visual cues, it selects the first result (“best match”) to the query, assuming they have  
317 high conceptual similarity. The cues are then displayed through the HoloLens headset. Visual cues are displayed using  
318 Quad Mesh, at an angle of 30° to the drawing surface and coordinates of (-0.3m, -0.5m, 0.8m) relative to the coordinates  
319 of the user’s eyes. The audio cues are retrieved as YouTube URLs, opened with the video hidden and only the audio  
320 streaming. The verbal interaction takes place while the users are drawing, and subsequently, display of cues occur in  
321 real time. They can interact with the system throughout the drawing activity.  
322

323  
324 During our evaluation study (see below), we included an additional processing step before the database queries.  
325 All participants were Japanese, and prior testing indicated that Japanese language querying often led to lower-quality  
326 results in our queries than English language querying. Thus, we first translated participants’ utterances from Japanese  
327 to English using the DeepL API<sup>9</sup> before running the queries. In addition, in the final system design, the audio cues were  
328 intended to be played spatially through the HoloLens speakers. However, in our evaluation study, we replaced this with  
329 headphones, to ensure stability of the execution of the program.  
330  
331

## 332 4 EVALUATION STUDY

333  
334 We ran an evaluation study to test how TegakARi integrates into experts’ drawing processes and supports creativity.  
335 We had two main research questions:  
336

337 **RQ1:** How does the modality of cues (audio/visual) affect experienced drawers’ creativity?

338 **RQ2:** How could AR Creativity Support Systems be appropriated by experienced drawers into their drawing  
339 practices?  
340

341 To that end, participants engaged in a drawing task while receiving audio and visual cues through TegakARi. For the  
342 evaluation, we analyzed the produced drawings, participants’ subjective creativity support from a questionnaire, and  
343 follow-up reflective interviews.  
344

### 345 4.1 Method

346  
347 4.1.1 *Participants.* We invited 18 participants (16 female, 2 male; age 19-24 ( $M = 21.28$ )) via snowball sampling to our  
348 lab. All participants were experienced drawers who drew as a hobby or professionally, and they all practiced several  
349 times a month. Their drawing background was mixed: some belonged to art clubs at their university, and others were  
350 enrolled in an art degree program. In the introduction phase, 11 out of the 18 participants reported drawing with  
351 tablet-based drawing software more than twice a week, and barring one participant, all reported never having used AR.  
352 The study lasted 90 minutes on average, and participants received an Amazon gift card worth 3000 Yen, in accordance  
353 with university stipulations.  
354  
355

356  
357 4.1.2 *Procedure.* We conducted the study in a lab in the engineering building at our university. Upon entry, the  
358 experimenter briefly explained the experimental setup, procedure, and the participants’ task. Participants also signed a  
359 form explaining the anonymous data analysis, they gave their consent to recordings, and to their participation in the  
360 experiment. They also answered a brief pre-task questionnaire to gauge their age, experience with drawing software,  
361  
362

363 <sup>9</sup><https://www.deepl.com/pro-api>

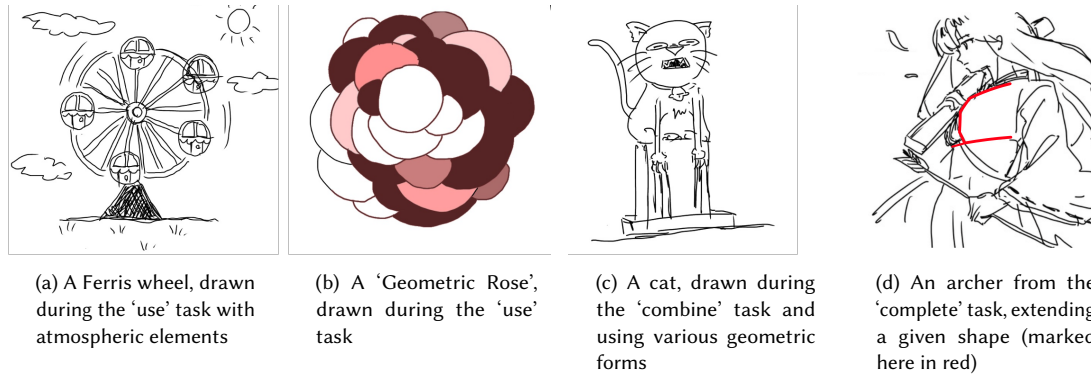


Fig. 3. Four example drawings illustrating the three conditions ('use', 'combine', 'complete') and how participants used atmospheric elements and colors. Note that in the 'complete' task, the shape was already drawn on the canvas, whereas in the 'use' and 'combine' tasks the shapes were provided separately on an instruction form.

and with AR. Participants then tried on the HoloLens 2 to confirm if they could see and hear the cues, and to make sure they could draw without major issues.

The experiment consisted of a drawing task adapted from the Figural Torrance Test of Creative Thinking, a divergent thinking test, which measures creativity in visual tasks such as drawing [46, 73]. Specifically, it consisted of three subtasks:

- (1) **Use:** Participants draw an image of their choice, but they have to incorporate a predefined figure in their drawings. In our study, we chose a circle.
- (2) **Combine:** Participants draw an image of their choice, but they have to incorporate a fixed set of shapes in their drawings. In our study, these were a rectangle, a circle, a trapezium, and a triangle.
- (3) **Complete:** Participants complete an incomplete figure (an abstract scribble). They use this figure as a starting point to complete the drawing in their own way. All users got the same incomplete figure.

Some example drawings are depicted in Figure 3. In each subtask, participants were free to decide what they drew, and we asked them to draw as creatively as possible. Each participant completed the three tasks in four counterbalanced conditions: only audio cues presented, only visual cues presented, multimodal cues (i.e., both audio and visual cues) presented, and no cues presented (control condition). Thus, the experiment had a 2 (audio vs. no audio cues) by 2 (visual vs. no visual cues) within-participants design (see Figure 4).

When a drawing session under one condition started, participants performed all subtasks ("use", "combine", "complete") consecutively, without break. Between drawing sessions, they took a 2-minute break. After all tasks were complete, the participants filled in a questionnaire (see below). Finally, the instructor conducted a short, semi-structured interview in which they asked participants about their experiences and their subjective impression of how the setup influenced their creative process.

**4.1.3 Measures.** We included two creativity measures: An expert creativity rating of the drawings, and the Creativity Support Index (CSI; [12]) as a subjective rating of creativity support by the users themselves.



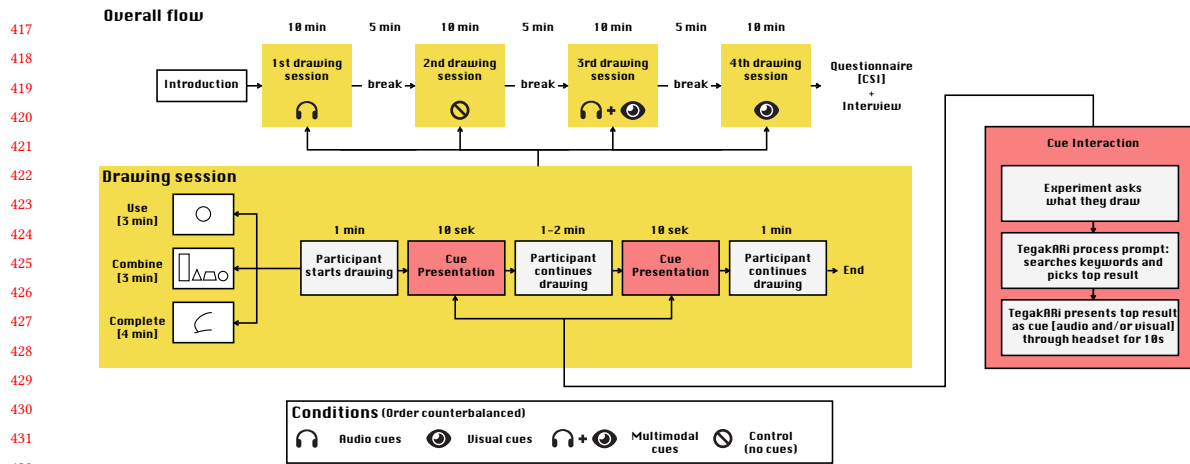


Fig. 4. Flowchart of the evaluation study.

*Expert Creativity Rating.* For the expert creativity rating, we engaged two university students studying arts, who additionally work as freelance artists. They independently rated the collected drawings following a set of criteria and were provided with compensation of around 10000 Yen (time-based compensation), following university stipulations.

The ratings were performed using a grading scale adopted from the scoring system of the Figural Torrance Test [46, 73]. The scale consists of 4 main creativity subscales: fluency, flexibility, originality, and elaboration, and 11 further creativity indicators: emotional expressiveness, storytelling articulateness, movement or action, expressiveness of titles, synthesis of incomplete figures, synthesis of circles, unusual visualization, internal visualization, extending or breaking boundaries, humor, richness of imagery, colorfulness of imagery, and fantasy. The experts rated the four creativity subscales in absolute numbers, based on the following criteria: fluency as the number of meaningful parts in the drawing, flexibility as the number of different categories of meaningful parts in the drawing, originality as the number of drawn objects not found commonly, elaboration as the number of embellishments such as color, shading, and other added details. These raw scores were then normalized to four scales ranging from 0 (e.g., least fluent) to 20 (e.g., most fluent). The further creativity indicators were scored on scales from 0 to 2. The four creativity subscale scores and the 11 creativity indicator scores were then summed up to get a final expert rating of the drawings, with a maximum score of 102. Interrater reliability was acceptable (Krippendorff's  $\alpha = .61$ ), given the relatively broad dimensions (e.g., “humor” and “uncommon objects”). For further analysis, we averaged the two raters' scores for each drawing.

*Creativity Support Index.* After finishing the four drawing sessions, we asked participants to fill in the Creativity Support Index (CSI; [12]). The CSI is an established tool to measure the subjective ability of a Creativity Support System to assist the users' creative work. It has an overall score and 6 subscales with 2 items each: collaboration, enjoyment, exploration, expressiveness, immersion, and results worth effort. These scores are weighted using a paired-factor comparison method, with 15 comparisons between every pair of each subscale. Participants indicate which of the two is more important to them, which is then considered as one count for the more important subscale. These counts are then used as weights for the average factor scores. We included the CSI as a post-hoc, overall assessment of our setup

469 to compare it with other CSS from the literature, and assess relative strengths and weaknesses. Internal consistency  
470 was good (Cronbach's  $\alpha = .86$ ).

471 The authors of the CSI suggest interpreting the overall score using the American school grade system [12], which  
472 we report below for TepakARi. Such school grades serve as an established, criterion-based assessment, and can be  
473 helpful as a first estimate. However, a downside is that it is not always clear what a certain grade expresses, and how to  
474 interpret it without further context. For creativity in particular, it is unclear where the 100%, "best possible grade" would  
475 lie, because of the undefined, open-ended nature of the concept (in contrast to, for example, a high school math exam).  
476  
477

478 Thus, to complement the criterion-based score, we additionally compared our system with CSI scores reported for  
479 similar CSS in the literature. To that end, we ran a literature search for CSS that cited the CSI [12], with the goal of  
480 creating a sample of comparable CSI-scored systems. We found an initial set of 101 papers that presented new system  
481 designs. However, not all of those articles reported the full CSI data. Some only used a changed or reduced version of  
482 the CSI, or did not report weighted data. We excluded those articles, non-English publications, and one duplicate system.  
483 This left us with a final set of 19 systems that accurately reported an overall CSI score. 14 of these also reported the 6  
484 subscales (see Appendix for a list of included studies). Some of these papers reported multiple CSI scores for different  
485 conditions. In such cases, we first checked whether one condition is particularly relevant for our system design, in  
486 which case we selected the associated scores (e.g., the expert condition in [56]). If there was no clear candidate, we  
487 selected the condition with the highest overall CSI score (e.g., in [33, 45]).  
488  
489

490 In a final step, two authors independently assessed whether these systems supported drawing ( $n = 1$ ), used an XR  
491 interface ( $n = 2$ ), or were directed at expert users ( $n = 14$ ). Multiple coding was allowed. Initial agreement was high (51  
492 out of 57 codes), and we resolved the remaining six codes in an ensuing discussion.  
493  
494

495 *4.1.4 Qualitative Interviews and Analysis.* Finally, we conducted follow-up, semi-structured interviews. These focused  
496 on participants' subjective experiences of interacting with TepakARi, on creativity support, and technical issues/future  
497 improvements. The interviews were also meant to provide further insight in case of unclarity about the quantitative  
498 findings.  
499  
500

## 501 5 RESULTS

### 502 5.1 Quantitative Findings

503 *5.1.1 Expert Ratings: Higher Creativity Only in Unimodal Conditions.* Our first analysis tested how the different support  
504 modalities influenced drawing creativity, as rated by the external expert reviewers. We assumed that all support variants  
505 would be better than control, and that the multimodal interaction would outperform the unimodal settings. To test this,  
506 we ran a 2x2 repeated measures ANOVA with the independent variables audio cues (audio cues vs. no audio cues) and  
507 visual cues (visual cues vs. no visual cues), and with the averaged expert creativity rating as dependent variable.  
508  
509  
510

511 We found a significant interaction effect ( $F(1, 17) = 5.07, p = .04, \eta_p^2 = .23$ ; see Figure 5). Pairwise comparisons  
512 with the baseline condition ("no support") revealed a higher expert creativity rating in the condition with only audio  
513 support ( $t(17) = 3.35, p = .00$ ) and in the condition with only visual support ( $t(17) = 2.20, p = .04$ ). However, against  
514 our expectations an despite a trend, the multimodal support condition (audio and visual) did not lead to a significantly  
515 higher expert creativity rating than control ( $t(17) = 1.96, p = .07$ ).  
516  
517

518 In sum, this analysis confirms higher expert creativity ratings for both types of unimodal cues, but not for multimodal  
519 cues.  
520

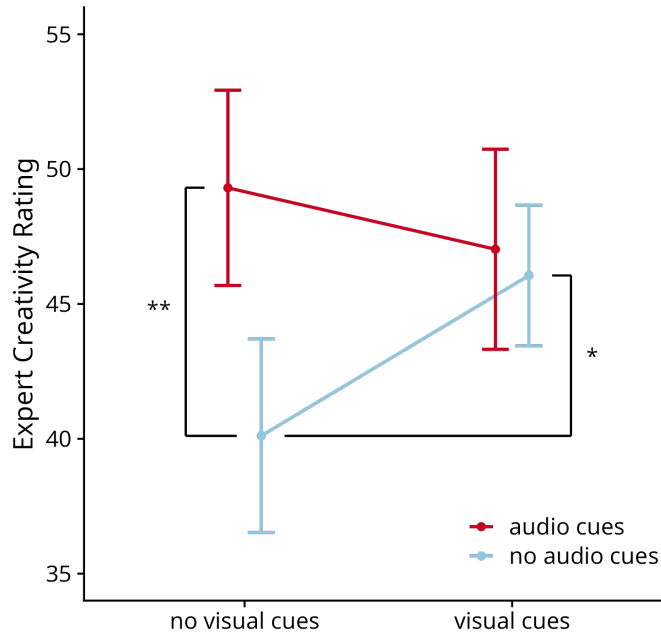


Fig. 5. Expert Creativity Rating for the four conditions. Error bars represent Standard Errors.

5.1.2 *Creativity Support Index: Average Scores With High Collaboration Potential.* The CSI scores are reported in Table 1. Our system had an overall CSI score of 66.94, which translates into the school grade D. Although this seems relatively low, our comparative assessment with other systems draws a different picture (see Figure 6). We ran exploratory, undirected, one-sample t-tests<sup>10</sup> to compare our system with the respective average scores of related systems. For the overall CSI score, our system was in line with the average ( $\mu_{others} = 69.69$ ,  $t(17) = 0.59$ ,  $p_{crit} = .008$ ,  $p = .57$ ). Similarly, there was no significant difference in exploration ( $\mu_{others} = 45.59$ ,  $t(17) = 1.14$ ,  $p_{crit} = .017$ ,  $p = .27$ ), expressiveness ( $\mu_{others} = 36.89$ ,  $t(17) = 0.32$ ,  $p_{crit} = .007$ ,  $p = .75$ ), immersion ( $\mu_{others} = 23.87$ ,  $t(17) = 0.72$ ,  $p_{crit} = .01$ ,  $p = .48$ ), and results worth effort ( $\mu_{others} = 31.36$ ,  $t(17) = 0.6$ ,  $p_{crit} = .01$ ,  $p = .56$ ). Enjoyment scores were relatively high but missed significance ( $\mu_{others} = 31.03$ ,  $t(17) = 2.09$ ,  $p_{crit} = .025$ ,  $p = .052$ ). Finally, participants reported a significantly higher potential for collaboration than the average ( $\mu_{others} = 15.21$ ,  $t(17) = 3.97$ ,  $p_{crit} = .05$ ,  $p = .00$ ). This is somewhat surprising given our single-user setup, but the qualitative analysis below indicates why this may have been the case.

In sum, our system was within the overall average of CSS in the comparable literature. The collaboration score was significantly higher than average, and all other subscale scores were not significantly different from the average.

## 5.2 Qualitative Findings

Following the quantitative analysis and our interest in how participants used TegakARi, we defined the following guiding questions for our qualitative analysis:

<sup>10</sup>We used the Holm method [39] to control for alpha error accumulation

573  
574  
575  
576  
577  
578  
579  
580  
581  
582  
583  
584  
585  
586  
587  
588  
589  
590  
591  
592  
593  
594  
595  
596  
597  
598  
599  
600  
601  
602  
603  
604  
605  
606  
607  
608  
609  
610  
611  
612  
613  
614  
615  
616  
617  
618  
619  
620  
621  
622  
623  
624

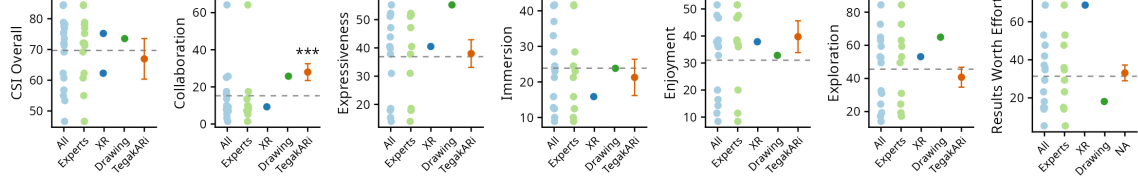


Fig. 6. Comparison of TegakARI with other related systems using the CSI overall score and the six subscales. “All” includes all other systems. The other three categories (“Experts”, “XR”, “Drawing”) only include systems that are designed for experts, that use XR, or that are about drawing (the same system could be in multiple categories). Error bars represent 95% confidence intervals. The horizontal, dashed line represents the mean score of all related systems, excluding our own.

- (1) Given that both unimodal conditions but not the multimodal condition had a positive effect on expert creativity ratings: How did audio and visual support interact with each other (e.g., support/inhibit)?
- (2) Given the CSI effects:
  - (a) which opportunities did participants see for collaboration?
  - (b) although “enjoyment” only had a (non-significant) positive trend, what did participants enjoy about the interaction?
  - (c) generally, how did they think the system supported their creativity?
- (3) For insights about design/future improvements: Which technical issues did participants experience and where did they see opportunities for improvements?

We first transcribed all interviews in standard Japanese and then translated them to English, which served as the data set for an ensuing Thematic Analysis [6, 7]. Specifically, we followed a “codebook” approach [47, 48] that allowed for a combination of deductive and inductive coding. We developed a broad a priori coding template and adapted it in three iterations (see supplementary material for the template and iterations). First, two independent coders (authors 1 and 2) used the a priori template to code six of the eighteen interviews and integrated their findings in a follow-up discussion. Then they repeated this process twice with six further interviews in each iteration. This led to a preliminary final codebook based on all interviews. Next, authors 1 and 3 used this final codebook to code all eighteen interviews once more. Finally, all three coders discussed the codebook in a follow-up discussion. Based on that, we developed themes that address the guiding questions and further insights from the interviews.

Table 1. Creativity Support Index (CSI) Scores of TegakARI. M = mean, SD = standard deviation.

Scale	Factor Count		Factor Score		Weighted Score	
	M	SD	M	SD	M	SD
Collaboration	2.28	0.57	11.76	4.42	27.96	13.62
Expressiveness	2.61	0.50	14.39	4.36	38.00	14.73
Immersion	1.78	1.22	13.06	4.82	21.28	15.36
Enjoyment	3.00	0.77	13.18	4.55	39.73	17.67
Exploration	2.72	0.67	14.54	4.45	40.74	18.08
Results Worth Effort	2.61	0.61	12.83	4.16	33.11	12.44
Overall					66.94	19.87

625 5.2.1 *Modality-Specific Creativity Support: A Spectrum of Inspiration from Atmosphere to Detail.* Our first theme relates  
626 to how modality influences the drawing process, thus complementing the quantitative analysis of the expert ratings.  
627 Participants reported how different modalities could be useful in different ways to augment their drawing practice.  
628 All in all, the cues helped by creating certain moods for the artists to draw, as inspiration to create more atmospheric  
629 drawings, as a surprise that led the drawing in a new direction, and as a reference to draw details of an object correctly.  
630

631 On one end, creative atmosphere or mood was more associated with audio cues. Such atmosphere might not have a  
632 precisely identifiable impact on the drawing, but it did influence the drawer's mood and immersion. As phrased by one  
633 participant: "*The sounds presented created a fun and scary atmosphere, which pulled me in and influenced me.*" The audio  
634 cues were perceived as helping to "*get in the mood and have fun drawing*" or being "*more pleasant than silence.*" This  
635 mood induction and higher immersion may also have contributed to the "enjoyment" of TegakARi.  
636

637 Audio cues were also associated with another noteworthy effect, namely to inspire the participants to augment their  
638 drawings by including some of that "atmosphere" in it:  
639

640 "*When I was drawing the picture of a "hand", the hand ASMR [hand touching sounds] was presented and*  
641 *inspired me about the texture of the hand, and I was able to think of something with a higher resolution*  
642 *than what I had expected.*"  
643

644 Other participants got inspired to add "*effects [...] to the drawing when hearing sound, for example an electric spark*",  
645 or "*when I was drawing the birds, the chirping sound played and I thought of adding it.*" These dynamic elements can be  
646 supported particularly well with audio cues, which lend themselves to represent movement and activity.  
647

648 Visual cues, on the other hand, were easier to use as direct templates to draw from, thus supporting the fidelity of  
649 the drawing. Participants described these as assets to "*use directly*", or that they could "*incorporate visual ones [cues]*  
650 *directly*". This was useful to help participants recollect details about the object they were drawing:  
651

652 "*It is difficult for me to remember the details of things, especially when I try to remember them myself.*  
653 *When I thought about what I should draw to make it look more genuine, and I had the support of images, I*  
654 *was able to remember and draw it more like that.*"  
655

656 Finally, some unexpected cues served as surprising inspiration. These were in part based on translation errors within  
657 our setup, which generated misunderstandings that can become culturally insensitive. One participant mentioned that  
658 "*when I said "fat uncle," a nuclear Fatboy came up [translation error]: I sometimes received unexpected inspiration.*" Thus,  
659 random or erroneous cues may be inspiring, but also need to be carefully curated.  
660

661 In sum, we found a range of cue-based support, which helps understand how TegakARi supports creativity and  
662 joyful drawing (guiding questions 2b and c): from more atmospheric, mood-inducing support more closely associated  
663 with audio cues, to more concrete ideas and shapes supported by visual cues.  
664

665 5.2.2 *Human-"AI" Collaboration: Fine Line Between Useful Inspiration and Over-support.* In reflections about the use of  
666 technical tools, specifically "AI" support tools for creativity, participants expressed concern about the loss of human  
667 touch in the drawing process. Although such tools are intriguing, the participants highlighted the joy and satisfaction  
668 connected with artistic self-expression. One participant described that "*as someone who usually creates original works, I*  
669 *think it is more satisfying to express my intentions and feelings when I do it myself.*" Participants also stated that they  
670 value "*drawings about my own ideas with my own hands.*" The unease expressed by the participants was not about  
671 technological support in general, but rather the extent to which these systems remove the human in the process. Some  
672 described "AI" systems as working not unlike a person drawing—drawing from memory to produce expressive outputs.  
673  
674  
675  
676

677 Through this lens, it is hard to separate the role of the artist and the “AI” support system. In other words, there is a  
678 tension between the useful support reported above (e.g., mood induction, support with details) and providing too much  
679 with a tool.  
680

681 In contrast, participants highlighted that support as provided through the cues in TegakARi can be useful: “*when I*  
682 *want to draw my own ideas, I think it is better to present cues like this only.*” One participant stated that, in the end, the  
683 resulting art remains strongly dependent on the artist:  
684

685 *“I find it satisfying for me to draw a complete picture without AI [...] From the point of view of creativity,*  
686 *I think the process of creating something from scratch itself is fun. Also, in case of humans, instead of*  
687 *everyone drawing the same picture, the form of drawing changes from person to person.”*  
688

689 In light of guiding question 1, there may be a fine line between the right amount of cue-support and overdoing it.  
690 Such “over-support” may explain the non-significant effect of multimodal support (as of guiding question 1), even  
691 though participants described both audio and visual support as helpful in their own ways.  
692

693 A somewhat puzzling finding for us was the high CSI score on the “collaboration” dimension, given that participants  
694 drew on their own. One explanation for this could be that some participants construed TegakARi as an “AI” collaborator.  
695 However, they saw the role of “AI” more as a supportive/assistant collaborator, rather than one taking the lead (see  
696 also [64]). One participant described how they see drawing as a meaningful activity where “AI” can help but not take  
697 the main stage:  
698

699 *“Obviously, it is meaningful to draw with yourself as the main character. Drawing is meaningful in the act*  
700 *itself, reflecting one’s subjectivity and identity. If you make it the function of a machine, it is difficult to be*  
701 *satisfying. I think AI is meaningful if it can act as an assistance in improving quality.”*  
702

703 Another participant remarked that “AI” could be helpful in the idea conception stage but the final artifact should be  
704 drawn by the artist themselves:  
705

706 *“It would be okay to have “AI” draw the picture at the conception stage, but when I want to draw my*  
707 *own ideas, I think it is better to present cues like this only [as with TegakARi, in contrast to “AI”-based*  
708 *systems]”*  
709

710 In sum, the high collaboration value of the CSI may be due to the interactive role of giving some degree of control to  
711 TegakARi (i.e., about cue selection), but not involve it too much. This way, TegakARi took an assistive role, but did not  
712 reduce the artist’s autonomy.  
713

714 **5.2.3 Drawing with TegakARi: Pros and Cons of the Technical Implementation.** Finally, and as of our guiding question 3,  
715 we were curious to see how well TegakARi worked on a technical level. When comparing TegakARi with a traditional  
716 computer setup, participant opinions were mixed.  
717

718 Participants saw strengths of the systems in its arrangement of cues, close to the drawing in their field of view while  
719 not obstructing: “*I think AR is easier to work with. Because it is more immersive and doesn’t get in the way of the creative*  
720 *process.*” Another benefit of TegakARi was its hands-off nature and the mobility of the system. One participant stated: “*I*  
721 *think the strength of AR is that you can work anywhere.*”, and another: “*since AR can be used to draw in various poses, I*  
722 *personally would like to use it if it can be put to practical use.*”  
723

724 Of course, TegakARi was also affected by existing issues of AR interfaces. Some participants were still unfamiliar  
725 with it, and therefore preferred a screen-based system. Some also reported discomfort while wearing the headset (e.g.,  
726 from wearing them with glasses or because of the heavy weight). For this drawing task specifically, the lack of color  
727  
728

729 fidelity was a shared concern with the visual cues. Nevertheless, several participants found the overall experience  
730 enjoyable.  
731

## 732 6 DISCUSSION

733 This paper introduced TegakARi, a cue-based AR Creativity Support System (CSS). We tested how TegakARi can support  
734 creativity and exploration of experienced drawers. Specifically, we studied how multimodal cues affect creativity (RQ1),  
735 and how experienced drawers appropriate TegakARi in their drawing practices (RQ2). Although the system could  
736 provide both audio and visual cues to support the creative process, we only found that unimodal (audio *or* video)  
737 cues led to more creative drawings, as rated by an external expert. Multimodal support did not significantly increase  
738 creativity of the drawings, which may be due to a perceived over-support when providing too many cues. The drawers'  
739 subjective assessment of our system's creativity support positions it within the overall average of CSS in the literature,  
740 with above-average potential for collaboration support. This effect on collaboration support despite the single-user  
741 setting may in part be explained by a perceived collaboration with the system—in which case TegakARi's assistive  
742 support was seen as more favourable than a more sophisticated "AI"-system that "takes the lead". As far as specific  
743 effects of different modalities are concerned, audio cues tended to provide more indirect creativity support, immersing  
744 drawers in a creative mood and inspiring them to include more atmospheric elements in their drawings. Conversely,  
745 visual cues tended to help "get the details right" for specific objects. Finally, participants reflected on preserving the  
746 "human touch" in their drawings and valued drawing as a practice of self-expression, rather than only focusing on the  
747 outcome. Overall, we found that TegakARi can successfully support creativity, but we also see several ways to further  
748 enhance the support from the system. In the following, we suggest four distinct ways forward as opportunities for  
749 future systems designs.  
750  
751  
752  
753  
754  
755

### 756 6.1 Designing for Augmented Creativity

757 The study illustrated how TegakARi supports creative drawing practices—although not as initially envisioned. Here,  
758 we position TegakARi as a stepping stone for future AR-based systems, and reflect on how it could be extended. As  
759 we found a stronger effect of unimodal support on creativity compared with multimodal support, we focus on each  
760 modality separately. Further, we speculate on how AR can be used for "removing" unimodal sensory input—or help  
761 being more present in the moment. These directions are described using four future CSS using AR, and exemplified  
762 using illustrative design sketches. This methodological approach is inspired by scenario-based design for HCI [27] and  
763 used in research work in HCI [38, 43, 63]. The sketches are not intended to describe clear and implementable design  
764 suggestions, but rather to serve as a stronger grounding for discussions on what future systems could be: as a form of  
765 design-driven discussion.  
766  
767  
768

769 In discussion with participants, it was clear how audio and images often inspire at very different frequencies.  
770 Additionally, building on the need for systems to not over-support users, we believe that audio-based CSS offer a  
771 promising path forward—one where the system can set a context-specific atmosphere, to even '*strengthen the imagination*'  
772 of users. Our audio-only proposal **AmbientInspo** in Figure 7 would rely on simple sensor reading, such as a camera feed  
773 and voice cues from the user. The system would pull from descriptions of the cue and create a collage of sounds to set  
774 the atmosphere and sonically depict details of the scene: patching together inspiring soundscapes. In creative practices  
775 like drawing, visual augmentation can compete for attention, whereas audio can complement the process more freely.  
776 While audio AR got much attention in earlier research in HCI, such as around museum guides and direction-specific  
777 audio cues [71, 80], and still gets researched to some extent [3, 35, 49], it is a modality that is much overlooked compared  
778  
779  
780





833 a new form of creative influence: one where only details, not full images, support the art of creating in a less intrusive  
834 way. As a promising side effect, such taking-out-of-context of visual elements may induce productive ambiguity [28].

835 Further, our study suggests that an over-saturation of sensory information may hinder creativity, even though the  
836 tidy lab setting already minimized visual clutter. More specifically, our participants described the system already as  
837 “immersive” in that it lets the user focus on the art. Taking this further, if we understand AR not solely as a way to add  
838 elements, using it to occlude existing visual and audio elements extends the XR design space. This could be done using  
839 phantom objects [63] or visual camouflage of distractions [36]. Going further than simply not providing multimodal  
840 stimulation, a future AR system could instead ease the user’s focus by occluding existing stimulation of the user, even  
841 beyond current on-device approaches such as focused writing apps. For example, **DeCluttAR** would couple visual  
842 stimulation with auditory noise-cancelling technologies. Conversely, it could overlay possibly distracting visual cues  
843 with “white noise” or visual noise cancelling [40, 65]. Our sketch in Figure 7 illustrates this as a system that fades out  
844 all information except the drawing surface—leaving the user with only an empty white void. Systems such as this do  
845 not necessarily need to block either nothing or all visual clutter. We could imagine future work with modifications such  
846 as optical illusions (e.g., to alter the perception of the surface the user draws on [50, 57]), slight alterations of “real”  
847 objects (e.g., showing a smartphone on the table but hiding its notifications), or highlighting only one or two objects on  
848 the table while visually overlaying the rest.

849 Lastly, we found that moving the inspiration from the current standard of a screen to a wearable device unlocked  
850 new ways of bringing the technology away from the desk, supporting other styles of drawing. Several participants  
851 described the system as promising in how it could work anywhere or in any posture. We suggest further exploring  
852 how AR systems could not only open up these interactions but also how a system such as TegakARi could benefit  
853 from being used in new settings. In this design suggestion in Figure 7, which we call **HerbARium**, we imagine the  
854 user with a head-mounted AR system on the go to sample surrounding inspirational elements. This vaguely borrows  
855 from sampling practices in biology, with the artist as a collector of “rare species” to catalogue in their (virtual) archive.  
856 Another metaphor would be “mood boards” used in design, or more broadly, collections and combinations of material  
857 into an aesthetically interesting mix. HerbARium could support such collections of (visual or audio) samples and help  
858 experienced drawers cross-contextualize them in a targeted way. They could catalogue immersive, rich experiences  
859 and revive them later while drawing in the comfort of their home. Alternatively, they could mix and match elements  
860 between their catalog and current surroundings, such as adding flowers to a lake of lotuses as in the image, and akin  
861 to mood-boards sharing these experiences with friends and colleagues. Further exploration would thus be needed  
862 to assemble the felt experience and whether sharing these experiences could support the sharing of ambiance and  
863 inspiration.

## 873 6.2 Limitations

874 The study setup and procedure led to various technical and practical challenges, which resulted, altogether, in a gender-  
875 unbalanced and relatively small sample. On the one hand, we had explicitly looked for experienced drawers, which  
876 reduced the pool and may have led to a higher percentage of female participants (representing 3 out of 4 art students in  
877 Japan<sup>11</sup>). On the other hand, the in-person setting, high-maintenance prototype with limited hardware availability,  
878 and expert-based creativity rating implied time-consuming and expensive testing, which we plan to optimize in future

881  
882  
883 <sup>11</sup><https://www.japantimes.co.jp/news/2021/12/10/national/professors-judges-japan-male/>

885 studies. An implication of this is a relatively low test power, which means that findings about insignificant differences  
886 remain somewhat inconclusive.

887 We also faced a few further technical challenges throughout the study. As mentioned earlier, we translated the  
888 utterances from Japanese to English, to improve the quality of the results. However, this also led to a few mistranslations,  
889 including a potentially problematic one that led to the presentation of a nuclear bomb cue, out of context. Our system  
890 relied on external APIs in this proof-of-concept stage, so we had limited control over the cue quality and cultural  
891 implications. Future systems should mitigate such potentially negative side effects, for example through curated  
892 databases.  
893  
894

895 Finally, our literature search for CSS evaluated with the CSI led to only 19 comparable reports out of the corpus of 101  
896 systems. Although this gives us a good first clue how TegakARi compares with other CSS overall, we initially intended  
897 to run more detailed comparisons with comparable systems that specifically either support domain experts, drawing, or  
898 use some form of XR. However, we found relatively poor reporting of results in the majority of CSI-evaluated systems  
899 in the literature. Several papers omitted the collaboration scale, a practice addressed and explicitly advised against by  
900 the original authors [12]. Other papers did not apply the weighting transformation, or the authors did not report the  
901 CSI scores at all. Thus, although the CSI can be useful as a comparative evaluation method, such work would profit  
902 from better data sharing.  
903  
904

## 905 7 CONCLUSION

906 How can technology be used not only to produce beautiful artwork but also to enhance the creative and artistic process  
907 of drawing? Our study about TegakARi, a cue-based AR Creativity Support System for experienced drawers, indicated a  
908 tension between cue-based stimulation, modality-specific strengths and weaknesses to support creativity, and subjective  
909 experiences of the creative process. We found that unimodal but not multimodal cues significantly increased creativity  
910 as rated by experts. In addition, audio cues tended to induce a more intangible creative mood or atmosphere, whereas  
911 visual cues helped drawers “get the details right”. Thus, the right level of creativity support, coupled with carefully  
912 selected modality and cue curation, can help produce satisfying experiences and creative outcomes for experts in their  
913 artistic practice. Our four design sketches open up a future design space for expert Creativity Support Systems, focused  
914 on exploration and self-expression, and tensions between the different approaches. In that sense, whether the drawings  
915 themselves represent valuable examples of “artistic outcomes” or not—TegakARi exemplifies one approach to support  
916 drawing as a valuable activity, which creates meaningful experiences for the drawers.  
917  
918  
919  
920  
921

## 922 ACKNOWLEDGMENTS

923 We would like to thank Professor Donald McMillan, Professor Takuji Narumi and Professor Keigo Matsumoto for their  
924 feedback at various stages of this study. This work was supported by JSPS KAKENHI Grant Number JP24K00447.  
925  
926

## 927 REFERENCES

- 928 [1] Salvatore Andolina, Khalil Klouche, Diogo Cabral, Tuukka Ruotsalo, and Giulio Jacucci. 2015. InspirationWall: Supporting Idea Generation Through  
929 Automatic Information Exploration. In *Proceedings of the 2015 ACM SIGCHI Conference on Creativity and Cognition*. ACM, New York, NY, USA,  
930 103–106. <https://doi.org/10.1145/2757226.2757252>
- 931 [2] John Baer. 2014. *Creativity and divergent thinking: A task-specific approach*. Psychology Press, Taylor & Francis, London, UK. <https://doi.org/10.4324/9781315806785>
- 932 [3] Maryam Bandukda and Catherine Holloway. 2020. Audio AR to support nature connectedness in people with visual disabilities. In *Adjunct  
933 Proceedings of the 2020 ACM International Joint Conference on Pervasive and Ubiquitous Computing and Proceedings of the 2020 ACM International  
934 Symposium on Wearable Computers*. ACM, New York, NY, USA, 204–207. <https://doi.org/10.1145/3410530.3414332>
- 935  
936

- 937 [4] Alexander Berman, Ketan Thakare, Joshua Howell, Francis Quek, and Jeeun Kim. 2021. HowDIY: towards meta-design tools to support anyone to  
938 3D print anywhere. In *26th International Conference on Intelligent User Interfaces*. ACM, New York, NY, USA, 491–503. [https://doi.org/10.1145/](https://doi.org/10.1145/3397481.3450638)  
939 [3397481.3450638](https://doi.org/10.1145/3397481.3450638)
- 940 [5] Liam Betsworth, Nitendra Rajput, Saurabh Srivastava, and Matt Jones. 2013. Audvert: Using spatial audio to gain a sense of place. In *Human-Computer*  
941 *Interaction-INTERACT 2013: 14th IFIP TC 13 International Conference, Cape Town, South Africa, September 2-6, 2013, Proceedings, Part IV 14*. Springer,  
942 Berlin, Germany, 455–462. [https://doi.org/10.1007/978-3-642-40498-6\\_35](https://doi.org/10.1007/978-3-642-40498-6_35)
- 943 [6] Virginia Braun and Victoria Clarke. 2006. Using thematic analysis in psychology. *Qualitative research in psychology* 3, 2 (2006), 77–101. <https://doi.org/10.1191/1478088706qp0630a>
- 944 [7] Virginia Braun and Victoria Clarke. 2021. One size fits all? What counts as quality practice in (reflexive) thematic analysis? *Qualitative research in*  
945 *psychology* 18, 3 (2021), 328–352. <https://doi.org/10.1080/14780887.2020.1769238>
- 946 [8] Suryateja BV, Jeet Patel, Atharva Naik, Yash Parag Butala, Sristry Sharma, and Niyati Chhaya. 2022. Towards Enabling Synchronous Digital Creative  
947 Collaboration: Codifying Conflicts in Co-Coloring. In *CHI Conference on Human Factors in Computing Systems Extended Abstracts*. ACM, New York,  
948 NY, USA, 1–7. <https://doi.org/10.1145/3491101.3519789>
- 949 [9] Gaetano Cascini, Jamie O'Hare, Elies Dekoninck, Niccolo Beccattini, Jean-François Boujut, Fatma Ben Guefrache, Iacopo Carli, Giandomenico Caruso,  
950 Lorenzo Giunta, and Federico Morosi. 2020. Exploring the use of AR technology for co-creative product and packaging design. *Computers in*  
951 *Industry* 123 (2020), 103308. <https://doi.org/10.1016/j.compind.2020.103308>
- 952 [10] Jaekwang Cha, Jinhyuk Kim, and Shiho Kim. 2019. Hands-free user interface for AR/VR devices exploiting wearer's facial gestures using unsupervised  
953 deep learning. *Sensors* 19, 20 (2019), 4441. <https://doi.org/10.3390/s19204441>
- 954 [11] Joel Chan, Steven P Dow, and Christian D Schunn. 2015. Do the best design ideas (really) come from conceptually distant sources of inspiration?  
955 *Design Studies* 36 (2015), 31–58. <https://doi.org/10.1016/j.destud.2014.08.001>
- 956 [12] Erin Cherry and Celine Latulipe. 2014. Quantifying the Creativity Support of Digital Tools through the Creativity Support Index. *ACM Transactions*  
957 *on Computer-Human Interaction (TOCHI)* 21, 4 (2014), 1–25. <https://doi.org/10.1145/2617588>
- 958 [13] Yen-Ting Cho, Yen-Ling Kuo, Yen-Ting Yeh, Yen-Yi Huang, and Po-Lun Huang. 2021. IntuModels: Enabling Interactive Modeling for the Novice  
959 through Idea Generation and Selection. In *Proceedings of the 13th Conference on Creativity and Cognition*. ACM, New York, NY, USA, 1–10.  
960 <https://doi.org/10.1145/3450741.3465241>
- 961 [14] Eun Sun Chu, Jinsil Hwaryoung Seo, and Caleb Kicklighter. 2021. ARTist: Interactive Augmented Reality for Curating Children's Artworks. In  
962 *Proceedings of the 2021 Conference on Creativity and Cognition*. ACM, New York, NY, USA, 1–14. <https://doi.org/10.1145/3450741.3465395>
- 963 [15] Gilbert Clark. 1989. Screening and identifying students talented in the visual arts: Clark's Drawing Abilities Test. *Gifted Child Quarterly* 33, 3 (1989),  
964 98–105. <https://doi.org/10.1177/001698628903300301>
- 965 [16] Stephanie Claudino Daffara, Anna Brewer, Balasarayanan Thoravi Kumaravel, and Bjoern Hartmann. 2020. Living paper: Authoring AR narratives  
966 across digital and tangible media. In *Extended Abstracts of the 2020 CHI Conference on Human Factors in Computing Systems*. ACM, New York, NY,  
967 USA, 1–10. <https://doi.org/10.1145/3334480.3383091>
- 968 [17] Martin A Conway and Christopher W Pleydell-Pearce. 2000. The construction of autobiographical memories in the self-memory system. *Psychological*  
969 *review* 107, 2 (2000), 261. <https://doi.org/10.1037/0033-295X.107.2.261>
- 970 [18] Nicholas Davis, Chih-Pin Hsiao, Kunwar Yashraj Singh, Lisa Li, Sanat Moningi, and Brian Magerko. 2015. Drawing Apprentice: An Enactive  
971 Co-creative Agent for Artistic Collaboration. In *Proceedings of the 2015 ACM SIGCHI Conference on Creativity and Cognition*. ACM, New York, NY,  
972 USA, 185–186. <https://doi.org/10.1145/2757226.2764555>
- 973 [19] Yawen Deng, Petra Jääskeläinen, and Victoria Popova. 2023. The Green Notebook - A Co-Creativity Partner for Facilitating Sustainability Reflection.  
974 In *Proceedings of the 2023 ACM International Conference on Interactive Media Experiences (Nantes, France) (IMX '23)*. ACM, New York, NY, USA,  
975 262–268. <https://doi.org/10.1145/3573381.3596465>
- 976 [20] Ahmed Elgammal. 2021. How a Team of Musicologists and Computer Scientists Completed Beethoven's Unfinished 10th Symphony. <https://theconversation.com/how-a-team-of-musicologists-and-computer-scientists-completed-beethovens-unfinished-10th-symphony-168160>
- 977 [21] Shreyosi Endow, Hedieh Moradi, Anvay Srivastava, Esau G Noya, and Cesar Torres. 2021. Compressables: A Haptic Prototyping Toolkit for Wearable  
978 Compression-based Interfaces. In *Designing Interactive Systems Conference 2021*. ACM, New York, NY, USA, 1101–1114. <https://doi.org/10.1145/3461778.3462057>
- 979 [22] Yingchaojie Feng, Xingbo Wang, Kam Kwai Wong, Sijia Wang, Yuhong Lu, Minfeng Zhu, Baicheng Wang, and Wei Chen. 2023. PromptMagician:  
980 Interactive Prompt Engineering for Text-to-Image Creation. *IEEE Transactions on Visualization and Computer Graphics* 30, 1 (2023), 295–305.  
981 <https://doi.org/10.1109/TVCG.2023.3327168>
- 982 [23] Gary Ferrington. 1994. Audio design: Creating multi-sensory images for the mind. *Journal of Visual Literacy* 14, 1 (1994), 61–67.
- 983 [24] Andreas Förster, Alarith Uhde, Mathias Komesker, Christina Komesker, and Irina Schmidt. 2023. LoopBoxes–Evaluation of a Collaborative Accessible  
984 Digital Musical Instrument. In *Proceedings of the 2023 International Conference on New Interfaces for Musical Expression*. NIME, Mexico City, Mexico,  
985 10 pages. <https://doi.org/10.48550/arXiv.2305.14875>
- 986 [25] Jonas Frich, Lindsay MacDonald Vermeulen, Christian Remy, Michael Mose Biskjaer, and Peter Dalsgaard. 2019. Mapping the landscape of  
987 creativity support tools in HCI. In *Proceedings of the 2019 CHI Conference on Human Factors in Computing Systems*. ACM, New York, NY, USA, 1–18.  
988 <https://doi.org/10.1145/3290605.3300619>

- 989 [26] Katherine Fu, Joel Chan, Jonathan Cagan, Kenneth Kotovsky, Christian Schunn, and Kristin Wood. 2013. The meaning of “near” and “far”: the  
990 impact of structuring design databases and the effect of distance of analogy on design output. *Journal of Mechanical Design* 135, 2 (2013), 021007.  
991 <https://doi.org/10.1115/1.4023158>
- 992 [27] William Gaver. 2011. Making spaces: how design workbooks work. In *Proceedings of the SIGCHI conference on human factors in computing systems*.  
993 ACM, New York, NY, USA, 1551–1560. <https://doi.org/10.1145/1978942.1979169>
- 994 [28] William W Gaver, Jacob Beaver, and Steve Benford. 2003. Ambiguity as a resource for design. In *Proceedings of the SIGCHI conference on Human*  
995 *factors in computing systems*. ACM, New York, NY, USA, 233–240. <https://doi.org/10.1145/642611.642653>
- 996 [29] Michail Giannakos and Ioannis Leftheriotis. 2015. How Space and Tool Availability Affect User Experience and Creativity in Interactive Surfaces?.  
997 In *Proceedings of the 2015 ACM SIGCHI Conference on Creativity and Cognition*. ACM, New York, NY, USA, 201–204. <https://doi.org/10.1145/2757226.2764554>
- 998 [30] Atefeh Mahdavi Goloujeh, Jason Smith, and Brian Magerko. 2022. Explainable CLIP-guided 3D-scene generation in an AI Holodeck. *Proceedings of*  
999 *the AAAI Conference on Artificial Intelligence and Interactive Digital Entertainment* 18, 1 (2022), 276–278. <https://doi.org/10.1609/aiide.v18i1.21973>
- 1000 [31] Frederica Gonçalves, Diogo Cabral, and Pedro Campos. 2018. CreaSenses: Fostering Creativity Through Olfactory Cues. In *Proceedings of the 36th*  
1001 *European Conference on Cognitive Ergonomics*. ACM, New York, NY, USA, 1–4. <https://doi.org/10.1145/3232078.3232090>
- 1002 [32] Frederica Gonçalves, Diogo Cabral, Pedro Campos, and Johannes Schöning. 2017. I smell creativity: exploring the effects of olfactory and auditory  
1003 cues to support creative writing tasks. In *Human-Computer Interaction-INTERACT 2017: 16th IFIP TC 13 International Conference, Mumbai, India, September 25-29, 2017, Proceedings, Part II 16*. Springer, Berlin, Germany, 165–183. [https://doi.org/10.1007/978-3-319-67684-5\\_11](https://doi.org/10.1007/978-3-319-67684-5_11)
- 1004 [33] Frederica Gonçalves, Ana Caraban, Evangelos Karapanos, and Pedro Campos. 2017. What shall i write next? Subliminal and supraliminal  
1005 priming as triggers for creative writing. In *Proceedings of the European Conference on Cognitive Ergonomics*. ACM, New York, NY, USA, 77–84.  
1006 <https://doi.org/10.1145/3121283.3121294>
- 1007 [34] Shihui Guo, Yubin Shi, Pintong Xiao, Yanan Fu, Juncong Lin, Wei Zeng, and Tong-Yee Lee. 2023. Creative and progressive interior color design with  
1008 eye-tracked user preference. *ACM Transactions on Computer-Human Interaction* 30, 1 (2023), 1–31. <https://doi.org/10.1145/3542922>
- 1009 [35] Gabriel Haas, Evgeny Stemasov, and Enrico Rukzio. 2018. Can’t You Hear Me? Investigating Personal Soundscape Curation. In *Proceedings of the*  
1010 *17th International Conference on Mobile and Ubiquitous Multimedia*. ACM, New York, NY, USA, 59–69. <https://doi.org/10.1145/3282894.3282897>
- 1011 [36] Marc Hassenzahl and Matthias Laschke. 2015. Pleasurable troublemakers. In *The gameful world: Approaches, issues, applications*, Steffen P. Walz and  
1012 Sebastian Deterding (Eds.). The MIT Press, Cambridge, MA, USA, 167–195. <https://doi.org/10.7551/mitpress/9788.003.0011>
- 1013 [37] Heidi Hassinen. 2023. *Audio and Text Conditioned Abstract Sound Synthesis through Human-AI Interaction*. Master’s thesis. Aalto University.
- 1014 [38] Karey Helms. 2019. Do you have to pee? A design space for intimate and somatic data. In *Proceedings of the 2019 on Designing Interactive Systems*  
1015 *Conference*. ACM, New York, NY, USA, 1209–1222. <https://doi.org/10.1145/3322276.3322290>
- 1016 [39] Sture Holm. 1979. A Simple Sequentially Rejective Multiple Test Procedure. *Scandinavian Journal of Statistics* 6, 2 (1979), 65–70. Retrieved April 5,  
2022 from <https://www.jstor.org/stable/4615733>
- 1017 [40] Junlei Hong, Tobias Langlotz, Jonathan Sutton, and Holger Regenbrecht. 2018. Visual Noise Cancellation: Exploring Visual Discomfort and  
1018 Opportunities for Vision Augmentations. *ACM Transactions on Computer-Human Interaction* 31, 2 (2018), 26 pages. <https://doi.org/10.1145/3634699>
- 1019 [41] Sun Hee Jang, Byungkeun Oh, Sukil Hong, and Jinwoo Kim. 2019. The effect of ambiguous visual stimuli on creativity in design idea generation.  
1020 *International Journal of Design Creativity and Innovation* 7, 1-2 (2019), 70–98. <https://doi.org/10.1080/21650349.2018.1473809>
- 1021 [42] Chipp Jansen and Elizabeth Sklar. 2019. Co-creative physical drawing systems. In *ICRA-X Robots Art Program at IEEE International Conference on*  
1022 *Robotics and Automation (ICRA), Montreal, QC, Canada*. IEEE, Piscataway, NJ, USA, 2. [https://roboticart.org/wp-content/uploads/2019/05/08\\_icra\\_x\\_robotic\\_art\\_jansen\\_sklar\\_final.pdf](https://roboticart.org/wp-content/uploads/2019/05/08_icra_x_robotic_art_jansen_sklar_final.pdf)
- 1023 [43] Kasper Karlgren and Donald McMillan. 2022. Designing for Extreme Sleepers: Rethinking the Rhythms of Sleep Technology. In *Nordic Human-*  
1024 *Computer Interaction Conference*. ACM, New York, NY, USA, 1–17. <https://doi.org/10.1145/3546155.3546685>
- 1025 [44] Jakob Karolus, Annika Kilian, Thomas Kosch, Albrecht Schmidt, and Pawel W Wozniak. 2020. Hit the Thumb Jack! Using Electromyography  
1026 to Augment the Piano Keyboard. In *Proceedings of the 2020 ACM Designing Interactive Systems Conference*. ACM, New York, NY, USA, 429–440.  
1027 <https://doi.org/10.1145/3357236.3395500>
- 1028 [45] Kevin Gonyop Kim, Richard Lee Davis, Alessia Eletta Coppi, Alberto Cattaneo, and Pierre Dillenbourg. 2022. Mixplorer: Scaffolding Design Space  
1029 Exploration through Genetic Recombination of Multiple Peoples’ Designs to Support Novices’ Creativity. In *Proceedings of the 2022 CHI Conference*  
1030 *on Human Factors in Computing Systems*. ACM, New York, NY, USA, 1–13. <https://doi.org/10.1145/3491102.3501854>
- 1031 [46] Kyung Hee Kim. 2017. The Torrance Tests of Creative Thinking - Figural or Verbal: Which One Should We Use? *Creativity. Theories-Research-*  
1032 *Applications* 4, 2 (2017), 302–321. <https://doi.org/10.1515/ctra-2017-0015>
- 1033 [47] Nigel King. 2004. Using Templates in the Thematic Analysis of Text. In *Essential Guide to Qualitative Methods in Organizational Research*, Catherine  
1034 Cassell and Gillian Symon (Eds.). SAGE Publications Ltd., Los Angeles, CA, USA, 256–270. <https://doi.org/10.4135/9781446280119>
- 1035 [48] Nigel King, Joanna Brooks, and Saloomeh Tabari. 2018. Template Analysis in Business and Management Research. In *Qualitative Methodologies in*  
1036 *Organization Studies*, Malgorzata Ciesielska and Dariusz Jemielniak (Eds.). Springer, Berlin, Heidelberg, Germany, 179–206. [https://doi.org/10.1007/978-3-319-65442-3\\_8](https://doi.org/10.1007/978-3-319-65442-3_8)
- 1037 [49] Yannis Kritikos, Fotis Giariskanis, Eftychia Protopapadaki, Anthi Papanastasiou, Eleni Papadopoulou, and Katerina Mania. 2023. Audio Augmented  
1038 Reality Outdoors. In *Proceedings of the 2023 ACM International Conference on Interactive Media Experiences (Nantes, France) (IMX ’23)*. ACM, New  
1039 York, NY, USA, 199–204. <https://doi.org/10.1145/3573381.3597028>
- 1040

- 1041 [50] Marco Kurtzweg, Maximilian Letter, and Katrin Wolf. 2023. Increasing Realism of Displayed Vibrating AR Objects through Edge Blurring. In  
 1042 *Proceedings of Mensch und Computer 2023*. ACM, New York, NY, USA, 16–26. <https://doi.org/10.1145/3603555.3603570>
- 1043 [51] Eleonora Mencarini, Gianluca Schiavo, Alessandro Cappelletti, Oliviero Stock, and Massimo Zancanaro. 2015. Assessing a collaborative application  
 1044 for comic strips composition. In *Human-Computer Interaction-INTERACT 2015: 15th IFIP TC 13 International Conference, Bamberg, Germany, September 14-18, 2015, Proceedings, Part II 15*. Springer, Berlin, Germany, 73–80. [https://doi.org/10.1007/978-3-319-22668-2\\_6](https://doi.org/10.1007/978-3-319-22668-2_6)
- 1045 [52] Moritz Alexander Messerschmidt, Sachith Muthukumarana, Nur Al-Huda Hamdan, Adrian Wagner, Haimo Zhang, Jan Borchers, and  
 1046 Suranga Chandima Nanayakkara. 2022. Anisma: A Prototyping Toolkit to Explore Haptic Skin Deformation Applications Using Shape-Memory  
 1047 Alloys. *ACM Transactions on Computer-Human Interaction* 29, 3 (2022), 1–34. <https://doi.org/10.1145/3490497>
- 1048 [53] Emiliano Miluzzo, Michela Papandrea, Nicholas D Lane, Andy M Sarroff, Silvia Giordano, and Andrew T Campbell. 2011. Tapping into the vibe of  
 1049 the city using vibn, a continuous sensing application for smartphones. In *Proceedings of 1st international symposium on From digital footprints to*  
 1050 *social and community intelligence*. ACM, New York, NY, USA, 13–18. <https://doi.org/10.1145/2030066.2030071>
- 1051 [54] Céline Mougenot, Jean-Julien Aucouturier, Toshimasa Yamanaka, and Katsumi Watanabe. 2010. Comparing the effects of auditory stimuli and  
 1052 visual stimuli in design creativity. In *Proceedings of The Third International Workshop on Kansei*. Kyushu University, Fukuoka, Japan, 4 pages.  
 1053 [https://www.researchgate.net/publication/266678289\\_Comparing\\_the\\_effects\\_of\\_visual\\_and\\_auditory\\_stimuli\\_in\\_design\\_creativity](https://www.researchgate.net/publication/266678289_Comparing_the_effects_of_visual_and_auditory_stimuli_in_design_creativity)
- 1054 [55] Sachith Muthukumarana, Alaeddin Nassani, Noel Park, Jürgen Steimle, Mark Billinghurst, and Suranga Nanayakkara. 2022. XRtIC: A Prototyping  
 1055 Toolkit for XR Applications using Cloth Deformation. In *2022 IEEE International Symposium on Mixed and Augmented Reality (ISMAR)*. IEEE,  
 1056 Piscataway, NJ, USA, 548–557. <https://doi.org/10.1109/ISMAR55827.2022.00071>
- 1057 [56] Michael Nitsche and Pierce McBride. 2020. Manipulating puppets in VR. In *2020 IEEE Conference on Virtual Reality and 3D User Interfaces (VR)*. IEEE,  
 1058 Piscataway, NJ, USA, 10–17. <https://doi.org/10.1109/VR46266.2020.00018>
- 1059 [57] Mai Otsuki, Hideaki Kuzuoka, and Paul Milgram. 2015. Analysis of Depth Perception with Virtual Mask in Stereoscopic AR. In *ICAT-EGVE*.  
 1060 Eurographics Association, Goslar, Germany, 45–52. <https://doi.org/10.2312/egve.20151309>
- 1061 [58] Jung Wook Park, Sienna Xin Sun, Tingyu Cheng, Dong Whi Yoo, Jiawei Zhou, Youngwook Do, Gregory D Abowd, and Rosa I Arriaga. 2023. Exergy:  
 1062 A Toolkit to Simplify Creative Applications of Wind Energy Harvesting. *Proceedings of the ACM on Interactive, Mobile, Wearable and Ubiquitous*  
 1063 *Technologies* 7, 1 (2023), 1–28. <https://doi.org/10.1145/3580814>
- 1064 [59] Dominic Potts, Kate Loveys, HyunYoung Ha, Shaoyan Huang, Mark Billinghurst, and Elizabeth Broadbent. 2019. ZenG: AR Neurofeedback  
 1065 for Meditative Mixed Reality. In *Proceedings of the 2019 Conference on Creativity and Cognition*. ACM, New York, NY, USA, 583–590. <https://doi.org/10.1145/3325480.3326584>
- 1066 [60] Jeba Rezwana, Mary Lou Maher, and Nicholas Davis. 2021. Creative PenPal: A Virtual Embodied Conversational AI Agent to Improve User  
 1067 Engagement and Collaborative Experience in Human-AI Co-Creative Design Ideation. In *IUI Workshops*. ACM, New York, NY, USA, 7 pages.  
 1068 <https://ceur-ws.org/Vol-2903/IUI21WS-HAIGEN-12.pdf>
- 1069 [61] Urs Riedlinger, Leif Oppermann, and Wolfgang Prinz. 2019. Tango vs. HoloLens: A comparison of collaborative indoor AR visualisations using  
 1070 hand-held and hands-free devices. *Multimodal Technologies and Interaction* 3, 2 (2019), 23. <https://doi.org/10.3390/mti3020023>
- 1071 [62] Kevin Roose. 2022. An A.I.-Generated Picture Won an Art Prize. Artists Aren't Happy. <https://www.nytimes.com/2022/09/02/technology/ai-artificial-intelligence-artists.html>
- 1072 [63] Asreen Rostami, Kasper Karlgren, and Donald McMillan. 2022. Kintsugi VR: Designing with Fractured Objects. In *ACM International Conference on*  
 1073 *Interactive Media Experiences*. ACM, New York, NY, USA, 95–108. <https://doi.org/10.1145/3505284.3529966>
- 1074 [64] Shadan Sadeghian, Alarith Uhde, and Marc Hassenzahl. 2024. The Soul of Work: Evaluation of Job Meaningfulness and Accountability in Human-AI  
 1075 Collaboration. *Proceedings of the ACM on Human-Computer Interaction* 8 (2024), 26 pages. Issue CSCW1. <https://doi.org/10.1145/3637407>
- 1076 [65] Nobuchika Sakata. 2022. Visual Noise-Canceling HMD: Toward Reduced Reality. *Information Display* 38, 5 (2022), 12–17. <https://doi.org/10.1002/msid.1333>
- 1077 [66] Shin Sano and Seiji Yamada. 2022. AI-assisted design concept exploration through character space construction. *Frontiers in Psychology* 12 (2022),  
 1078 819237. <https://doi.org/10.3389/fpsyg.2021.819237>
- 1079 [67] Oliver Schmitt and Daniel Buschek. 2021. Characterchat: Supporting the creation of fictional characters through conversation and progressive  
 1080 manifestation with a chatbot. In *Proceedings of the 2021 ACM Conference on Creativity and Cognition*. ACM, New York, NY, USA, 1–10. <https://doi.org/10.1145/3450741.3465253>
- 1081 [68] Yang Shi, Yang Wang, Ye Qi, John Chen, Xiaoyao Xu, and Kwan-Liu Ma. 2017. IdeaWall: Improving Creative Collaboration through Combinatorial  
 1082 Visual Stimuli. In *Proceedings of the 2017 ACM Conference on Computer Supported Cooperative Work and Social Computing*. ACM, New York, NY,  
 1083 USA, 594–603. <https://doi.org/10.1145/2998181.2998208>
- 1084 [69] Nikhil Singh, Guillermo Bernal, Daria Savchenko, and Elena L Glassman. 2023. Where to Hide a Stolen Elephant: Leaps in Creative Writing with  
 1085 Multimodal Machine Intelligence. *ACM Transactions on Computer-Human Interaction* 30, 5 (2023), 1–57. <https://doi.org/10.1145/3511599>
- 1086 [70] Ariane S Stolfi, Alessia Milo, and Mathieu Barthet. 2019. Playsound. space: Improvising in the browser with semantic sound objects. *Journal of New*  
 1087 *Music Research* 48, 4 (2019), 366–384. <https://doi.org/10.1080/09298215.2019.1649433>
- 1088 [71] Venkataraman Sundareswaran, Kenneth Wang, Steven Chen, Reinhold Behringer, Joshua McGee, Clement Tam, and Pavel Zahorik. 2003. 3D audio  
 1089 augmented reality: implementation and experiments. In *The Second IEEE and ACM International Symposium on Mixed and Augmented Reality, 2003*.  
 1090 *Proceedings*. IEEE, Piscataway, NJ, USA, 296–297. <https://doi.org/10.1109/ISMAR.2003.1240728>
- 1091
- 1092

- 1093 [72] Maria Taramigkou, Dimitris Apostolou, and Gregoris Mentzas. 2017. Supporting creativity through the interactive exploratory search paradigm.  
1094 *International Journal of Human-Computer Interaction* 33, 2 (2017), 94–114. <https://doi.org/10.1080/10447318.2016.1220104>
- 1095 [73] Ellis Paul Torrance. 1998. *Torrance tests of creative thinking: Norms-technical manual: Figural (streamlined) forms A & B*. Scholastic Testing Service,  
1096 Bensenville, IL, USA. <https://search.worldcat.org/en/title/777160614>
- 1097 [74] Cesar Torres, Jessica Chang, Advaita Patel, and Eric Paulos. 2019. Phosphenes: Crafting resistive heaters within thermoreactive composites. In  
1098 *Proceedings of the 2019 on Designing Interactive Systems Conference*. ACM, New York, NY, USA, 907–919. <https://doi.org/10.1145/3322276.3322375>
- 1099 [75] Luca Turchet and Mathieu Barthet. 2019. An ubiquitous smart guitar system for collaborative musical practice. *Journal of New Music Research* 48, 4  
1100 (2019), 352–365. <https://doi.org/10.1080/09298215.2019.1637439>
- 1101 [76] Yasuhiro Yamamoto and Kumiyo Nakakoji. 2005. Interaction design of tools for fostering creativity in the early stages of information design.  
1102 *International Journal of Human-Computer Studies* 63, 4-5 (2005), 513–535. <https://doi.org/10.1016/j.ijhcs.2005.04.023>
- 1103 [77] Emilie Yu, Rahul Arora, Tibor Stanko, J Andreas Bærentzen, Karan Singh, and Adrien Bousseau. 2021. Cassie: Curve and Surface Sketching in  
1104 Immersive Environments. In *Proceedings of the 2021 CHI Conference on Human Factors in Computing Systems*. ACM, New York, NY, USA, 1–14.  
<https://doi.org/10.1145/3411764.3445158>
- 1105 [78] Chao Zhang, Cheng Yao, Jiayi Wu, Weijia Lin, Lijuan Liu, Ge Yan, and Fangtian Ying. 2022. StoryDrawer: A Child-AI Collaborative Drawing  
1106 System to Support Children’s Creative Visual Storytelling. In *Proceedings of the 2022 CHI Conference on Human Factors in Computing Systems*. ACM,  
1107 New York, NY, USA, 1–15. <https://doi.org/10.1145/3491102.3501914>
- 1108 [79] Yijun Zhou, Yuki Koyama, Masataka Goto, and Takeo Igarashi. 2021. Interactive exploration-exploitation balancing for generative melody  
1109 composition. In *26th International Conference on Intelligent User Interfaces*. ACM, New York, NY, USA, 43–47. <https://doi.org/10.1145/3397481.3450663>
- 1110 [80] Andreas Zimmermann and Andreas Lorenz. 2008. LISTEN: a user-adaptive audio-augmented museum guide. *User Modeling and User-Adapted*  
1111 *Interaction* 18, 5 (2008), 389–416. <https://doi.org/10.1007/s11257-008-9049-x>
- 1112 [81] Marine Zorea and Katsuhiko Kushi. 2023. Audible Imagery: Creative Contemplations on the Sounds of Home. In *Proceedings of the 15th Conference*  
1113 *on Creativity and Cognition*. ACM, New York, NY, USA, 150–161. <https://doi.org/10.1145/3591196.3593366>

1114  
1115  
1116  
1117  
1118  
1119  
1120  
1121  
1122  
1123  
1124  
1125  
1126  
1127  
1128  
1129  
1130  
1131  
1132  
1133  
1134  
1135  
1136  
1137  
1138  
1139  
1140  
1141  
1142  
1143  
1144

Table 2. Overview of papers included in the CSI comparative analysis and our categorization.

Reference	Title	Supports Drawing?	Uses XR?	For Experts?
[1]	InspirationWall: Supporting Idea Generation Through Automatic Information Exploration	no	no	no
[4]	HowDIY: Towards Meta-Design Tools to Support Anyone to 3D Print Anywhere	no	no	yes
[21]	Compressables: A Haptic Prototyping Toolkit for Wearable Compression-based Interfaces	no	no	yes
[32]	I Smell Creativity: Exploring the Effects of Olfactory and Auditory Cues to Support Creative Writing Tasks	no	no	no
[33]	What Shall I Write Next?: Subliminal and Supraliminal Priming as Triggers for Creative Writing	no	no	no
[34]	Creative and Progressive Interior Color Design with Eye-tracked User Preference	no	no	yes
[37]	Audio and Text Conditioned Abstract Sound Synthesis through Human-AI Interaction	no	no	yes
[51]	Assessing a Collaborative Application for Comic Strips Composition	no	no	no
[52]	Anisma: A prototyping toolkit to explore haptic skin deformation applications using shape-memory alloys	no	no	yes
[55]	XRtic: A Prototyping Toolkit for XR Applications using Cloth Deformation	no	yes	yes
[56]	Manipulating Puppets in VR	no	yes	yes
[58]	Exergy: A Toolkit to Simplify Creative Applications of Wind Energy Harvesting	yes	no	no
[66]	AI-Assisted Design Concept Exploration Through Character Space Construction	no	no	yes
[67]	CharacterChat: Supporting the Creation of Fictional Characters through Conversation and Progressive Manifestation with a Chatbot	no	no	yes
[70]	Playsound.space: Improvising in the browser with semantic sound objects	no	no	yes
[72]	Supporting Creativity through the Interactive Exploratory Search Paradigm	no	no	yes
[74]	Phosphenes: Crafting Resistive Heaters within Thermoreactive Composites	no	no	yes
[75]	An ubiquitous smart guitar system for collaborative musical practice	no	no	yes
[79]	Interactive exploration-exploitation balancing for generative melody composition	no	no	yes